

STEINWAY LYNGDORF

SPECIFICATIONS


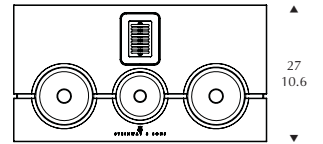
MODEL M

SPECIFICATIONS




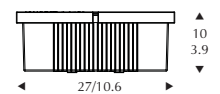
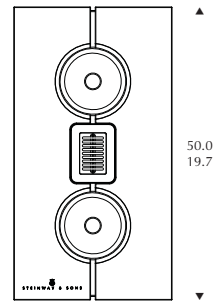
Model M Center

Description	On-wall, Semi In-wall, In-wall speaker
Frequency response	80 - 22k Hz
Max SPL @ 1m	114 dB
Amplification needed	2 Channels
Dimensions (H x W x D)	27.0 x 50.0 x 10.0 cm 10.6 x 19.7 x 3.9 in
Weight	9.5 kg / 20.9 lbs
Finish	Matte black; High-gloss black with gold or chrome accents Custom colors available



Model M Left / Right

Description	On-wall, Semi In-wall, In-wall, In-ceiling speaker
Frequency response	80 - 22k Hz
Max SPL @ 1m	114 dB
Amplification needed	1 Channel
Dimensions (H x W x D)	50.0 x 27.0 x 10.0 cm 19.7 x 10.6 x 3.9 in
Weight	8.5 kg / 18.7 lbs
Finish	Matte black; High-gloss black with gold or chrome accents Custom colors available



Model M Boundary Woofer

Description	Floor-standing Boundary Woofer
Frequency response	20 - 500 Hz
Max SPL @ 1m	117 dB (120 dB Corner)
Amplification needed	1 Channel
Dimensions (H x W x D)	44.6 x 48.2 x 45.5 cm 17.6 x 19.0 x 17.9 in
Weight	35 kg / 77.2 lbs
Finish	High-gloss black with gold or chrome accents Custom colors available

