



Key Features

- Extremely smooth and extended frequency response
- Ultralow-distortion characteristics
- High-precision, low-loss crossover network set up for passive, bi-wire and bi-amp applications
- Low-diffraction MDF enclosure and baffle
- HF horn dispersion: 100° H x 60° V
- UHF horn dispersion: 60° H x 30° V
- Three-way design with UHF compression horn to extend frequency response to 50kHz
- Dual 10" High output woofer with low frequency extension below 35Hz
- Can be mounted upside down when mounted above a screen
- Front ported design allows for easy installation behind a screen or in a built in cabinet
- Utilizes the same HF and UHF drivers as the K2-9800
- When Bi-amped with SDEC4500 can be Timbre matched to K2-9900 and DD66000 Everest



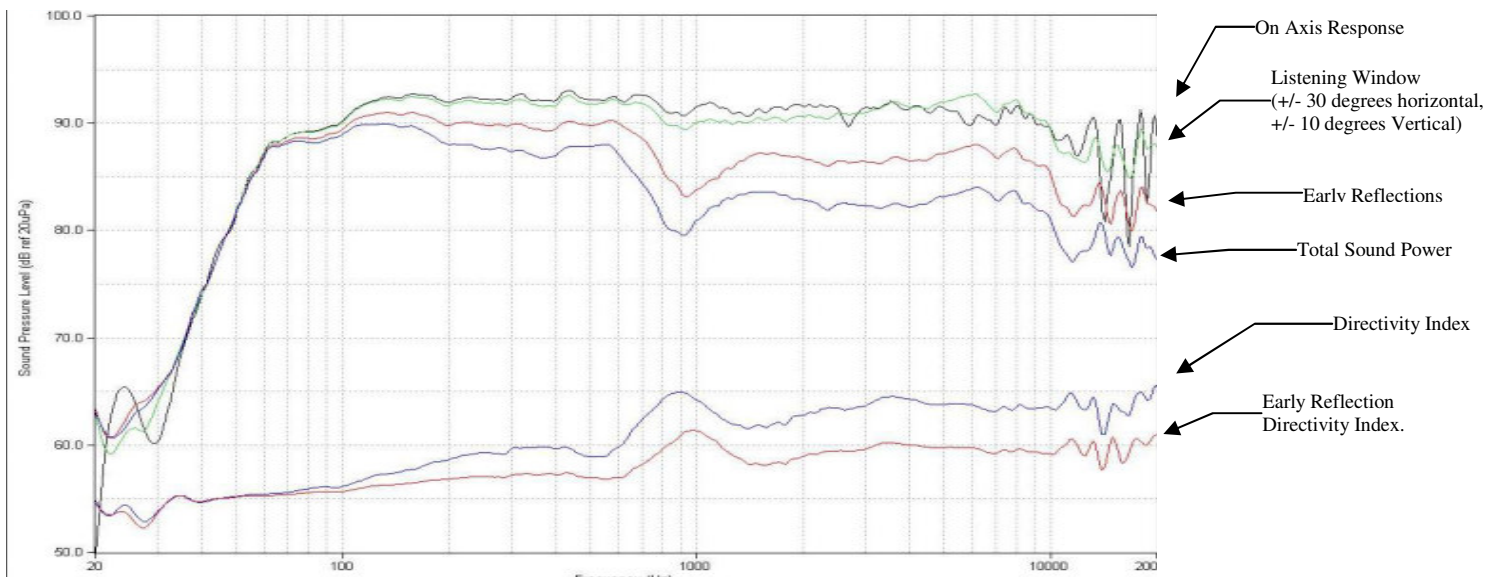
Description

Designed and engineered as a center channel for use with K2-9900 speakers in the Synthesis-K2 systems or as an L-C-R when used in the Synthesis-Atlas systems. High output, wide dispersion design makes a perfect surround speaker for Synthesis-Everest systems or where very large rooms are being designed.

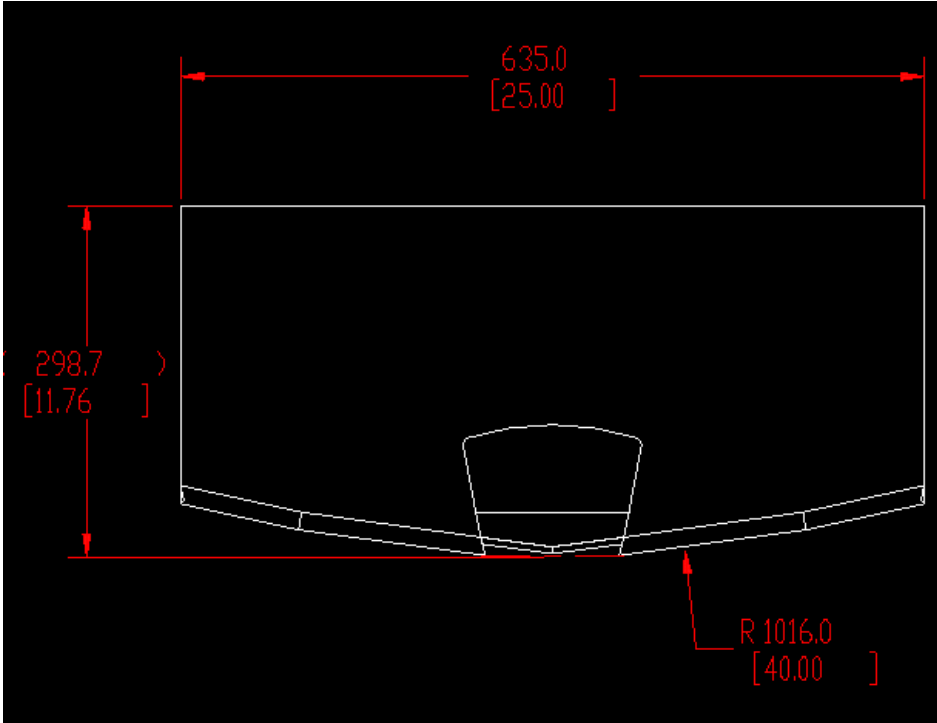
Specifications

Maximum Recommended Amplifier Power	400 Watts (RMS)
Impedance	8 Ohms
Sensitivity (2.83V @ 1m)	93dB
Frequency Response	50Hz – 50kHz
Ultrahigh-Frequency Driver	1" (25mm) Pure-beryllium compression driver (045Be) with 0.35"-throat Bi-Radial® horn
High-Frequency Driver	3-Inch (75mm) 435Be Pure-beryllium compression driver with 1.5"-throat Bi-Radial® horn
Low-Frequency Driver	Dual 10-inch (255mm) 2251J-2 Aquaplas™-coated, pulp-cone woofers with 4" edge-wound voice coils and EPDM rubber surrounds, and utilizing Alnico magnets
Dimensions (H x W x D)	23"x 25" x 12"; 587mm x 635mm x 292mm
Weight	89 lb (40.3kg) Each

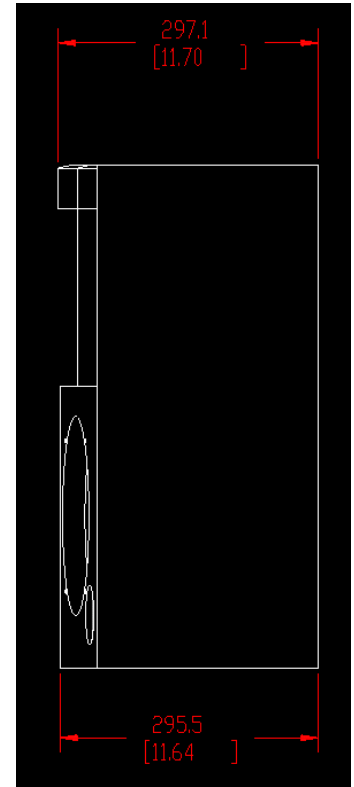
Frequency Response - 0.05 (1/20th) octave resolution



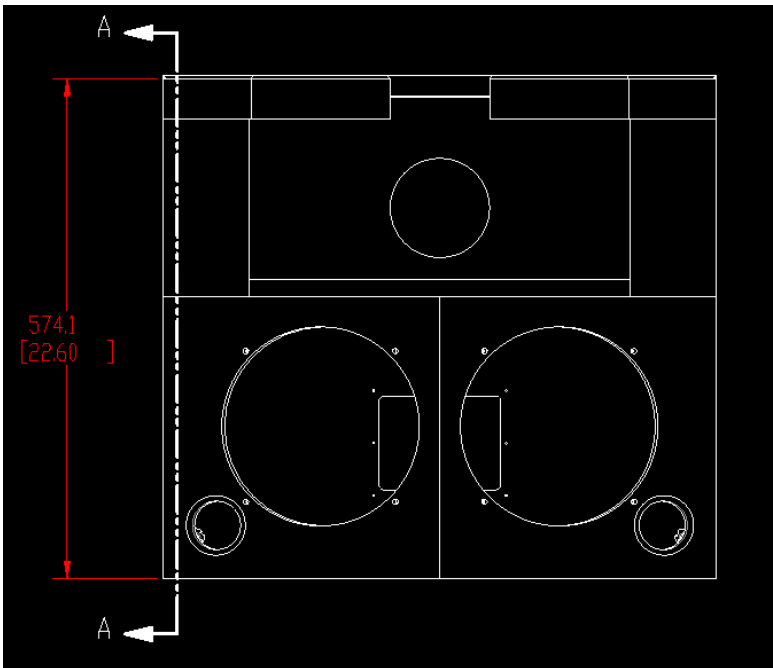
Dimensions



TOP



SIDE



FRONT (ADD 0.5" / 13mm for UHF Horn Bezel)